

FRINGE ELEMENT TATTERS - FALL INTO TATTING
Tat Day Registration Package 2007

Program

Friday September 28, 2007,

Early-bird check-in and pot luck dinner at the Ayr Curling Club starting anytime after 5:00 p.m. Bring some food and join in on the fun.

Saturday September 29, 2007

8:00 am doors open
8:30 - 9:20 registration, goody bags, coffee, tea.
9:20 Welcome and announcements
9:30 - 12:30 class 1
12:30 - 1:30 lunch, vendors, review and participate in raffles.
1:30 – 2:00 Live auction
2:00 – 5:00 class 2
5:00 - 5:30 clean up and goodbyes
5:30 – Whenever.....extended informal classes. Karey Solomon – sock knitting, Brenda Franklin – Bead knitting, plus other surprises!! We will order in supper (shared cost among those participating). Menu to be decided.

*6 classes are being offered. You may participate in 2 of the 6 classes. Classes will be limited so register early to get your first choice.

Each registrant will receive a goody bag and have the opportunity to purchase tickets for our raffle.

All proceeds from the raffle and live auction will be used to sponsor future Fringe Element tatting events.

1. Beginner / Refresher Needle Tatting with Rita Cochrane

Learn the basics of needle tatting – rings, chains, picots, joining picots, Josephine stitch. Then practice your newly learned techniques and make a double heart bookmark or a dimpled heart bookmark designed especially for this event. Time permitting we will also learn the split ring and Josephine rings.

Bring your desire to learn – your own tatting needles or if you need tatting needles the vendors will have a supply available. Practice and project thread will be supplied.

2. Beginner / Refresher Shuttle Tatting with Norm Reid

Learn the basics of shuttle tatting – rings, chains, picots, joining picots. Working with 2 colours of thread, we will make a practice piece of lace to improve on what you have learned.

Bring your desire to learn - your own shuttle or if you need a shuttle the vendors will have a supply available.

3. Tatted Jewelry Adventure with Nina Libin

Nina helps you start or increase your tatted beaded jewelry collection with a wonderful newly designed and heavily beaded project. It's a new project and a surprise right now; however it will be posted on her site later this summer at www.beanile.com This project is designed so most students will be able to complete it in class. It will incorporate the usual techniques for jewelry making that Nina is famous for. Kit fee may be required.

Students need to bring a love for beaded tatting and smile (along with your shuttle or needle).

4. Playing With Leaves with Karey Solomon

While colorful leaves descend from the trees, even more colorful ones can waft from your shuttles.

A choice of leaf motifs will be offered, including a new maple-leaf tatted on a button, several simple leaves and a challenging, wintry pine-cone on a white-pine frond. You decide whether you'd like to relax autumnally or push your boundaries. Bring your shuttles/needles and your best leaf thread.

Four patterns representing a range of skills required will be available to all.

5. Viking Wire Knitting - Not knitting at all! with Tracy Jackson

Explore the wonders of this ancient art with Tracy Jackson of The Lacemaker from Cortland, Ohio. This is a looped wire technique, a variation of a nalbinding stitch, which is ideal for jewelry or fashion accessories. Historically, it was used for decorations on chalices, clothing cuffs and hems and jewelry. We should be able to finish a bracelet in the class. Supply fee \$5.00. Students need only to bring a sense of adventure.

6. Tatting Improvement Course with Georgia Seitz

The 3 hour class will build a charming project using these and possibly more tatting techniques and concepts:

1. round center ring vs normal ovoid tatted ring
2. climbing out of a center ring with mock picot, tied and untied
3. split ring
4. split chain
5. mignonette style tatting
6. picots, twisted, crossed, decorative, graduated, frayed, doubled
7. joins, last join, inverted tatting (Dutch style) join, up join vs down join, onion ring join
8. node stitch, Victorian sets, s vs z chains, Josephine rings
9. pearl or Maltese tatting (chains)
10. encapsulation
11. tatting on wire (not with wire but on wire needle tatting style)
12. single shuttle split ring
13. single shuttle chain
14. beaded tatting

Although the project will not be completed during the class, learning the techniques will help the tatter improve their own work and inspire them to their own designs.

Required: a sense of humor and a smile :)

1. 4 colors of thread for practicing techniques
2. 1 yd each fat thread in two colors for demonstration
3. Shuttles and/or needles
4. Fine crochet hook
5. Petite blunt tapestry needle with eye to accommodate the size of thread you are using
6. Hemostat or other clamp (look for clamp with soft or plastic covered edges)
7. Gauges to measure picots and bare shuttle thread in one shuttle work

To save class time, bring a number of shuttles pre wound, with smaller amounts of thread not completely full, remember you are learning the technique not completing the full project in the class room. Wind some shuttles CTM. Needle tatters match your needles to the thread diameter you are using.

Saturday Lunch.....

You may bring your own OR if you prefer, a delicious hot meal will be available:

Chicken Cordon Bleu, Baked potato, Hot vegetable, Salads, Juice, Coffee, Tea

Dessert will be a wonderful selection of finger desserts to choose from (I am told there will be chocolate involved here)

All this for only \$13.00 payable to the caterer on that day.

PLEASE do Not include Lunch money with your registration. However, we will need to know how many lunch tickets are required to help our caterer properly prepare so please fill in the line on the registration form .

Vendors:

There will be a Great selection of vendors to take care of your tatting needs, with a wide variety of Threads, Beads, Books, Shuttles, Needles, Specialty and custom made Shuttles, Specialty Threads, and many other tatting goodies and supplies.

Need a place to stay??

We have worked out a special price with Best Western Cambridge Hotel & Conference Centre.
730 Hespeler Rd., Cambridge, ON. N3H 5L8 - www.bestwestern.com

You can stay for \$99.00CDN per night which includes Breakfast. This price is based on double occupancy. We have a block of rooms reserved at this Hotel. Phone – 1-519-623-4600 to book your room under your name using our reservation number – 167091. Be sure to book by August 28, 2007 in order to get this special Rate.

This is a newer hotel and very conveniently located at the 401 highway and approximately 20 minutes away from the Ayr Curling Club (see attached map). It has a heated indoor pool, sauna and whirlpool. Also a 24 hour Guest Pantry, Gift and Souvenir Shop, On-Site Guest Laundry, free local telephone calls, newspapers and free parking. All the rooms have 27" T.V., Mini Fridge, Coffeemaker, Hair Dryer, AM/FM Clock Radio, Iron and Ironing Board. This is the official Hotel for our event.

Tat Day Registration:

Cost to attend this event is \$40.00 Canadian Funds.

Please make cheques or International Money Order payable to: Fringe Element Tatters

If you have any questions please contact Fringe Element Tatters by email – fringetatters@execulink.com or phone – 519-458-8352 and leave a message. Someone will return your call within 24 hours.

Last day for registration is September 15, 2007.

Please keep top portion for your records

Detach lower section and return it with your payment to: Fringe Element Tatters
c/o Ruth MacEachern,
36 Fourth Street, Etobicoke, ON, Canada M8V 2Y3

Name: _____

Address: _____

Phone # : _____

e-mail: _____

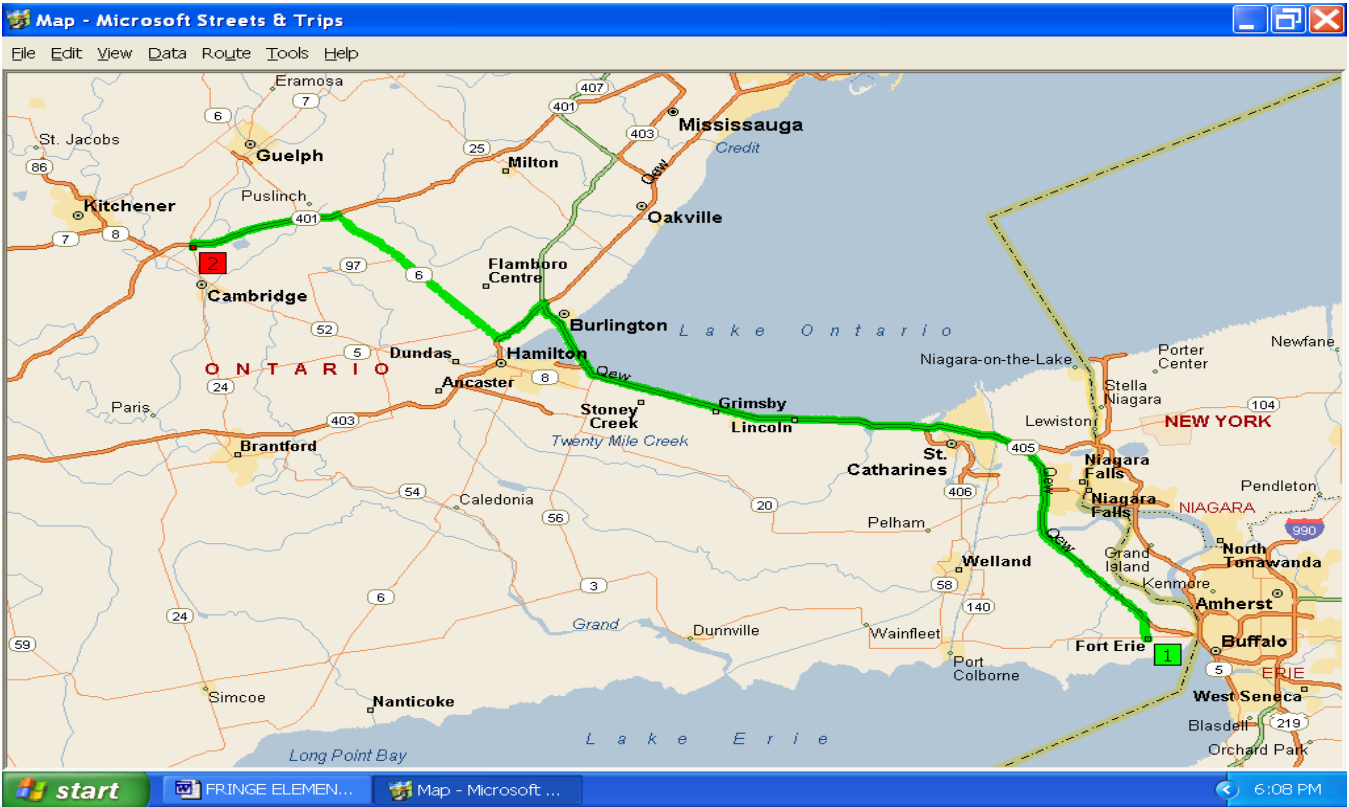
Please sign below to give your permission to publish your name and contact information in our program to be distributed to participants of this event:

Permission Signature: _____

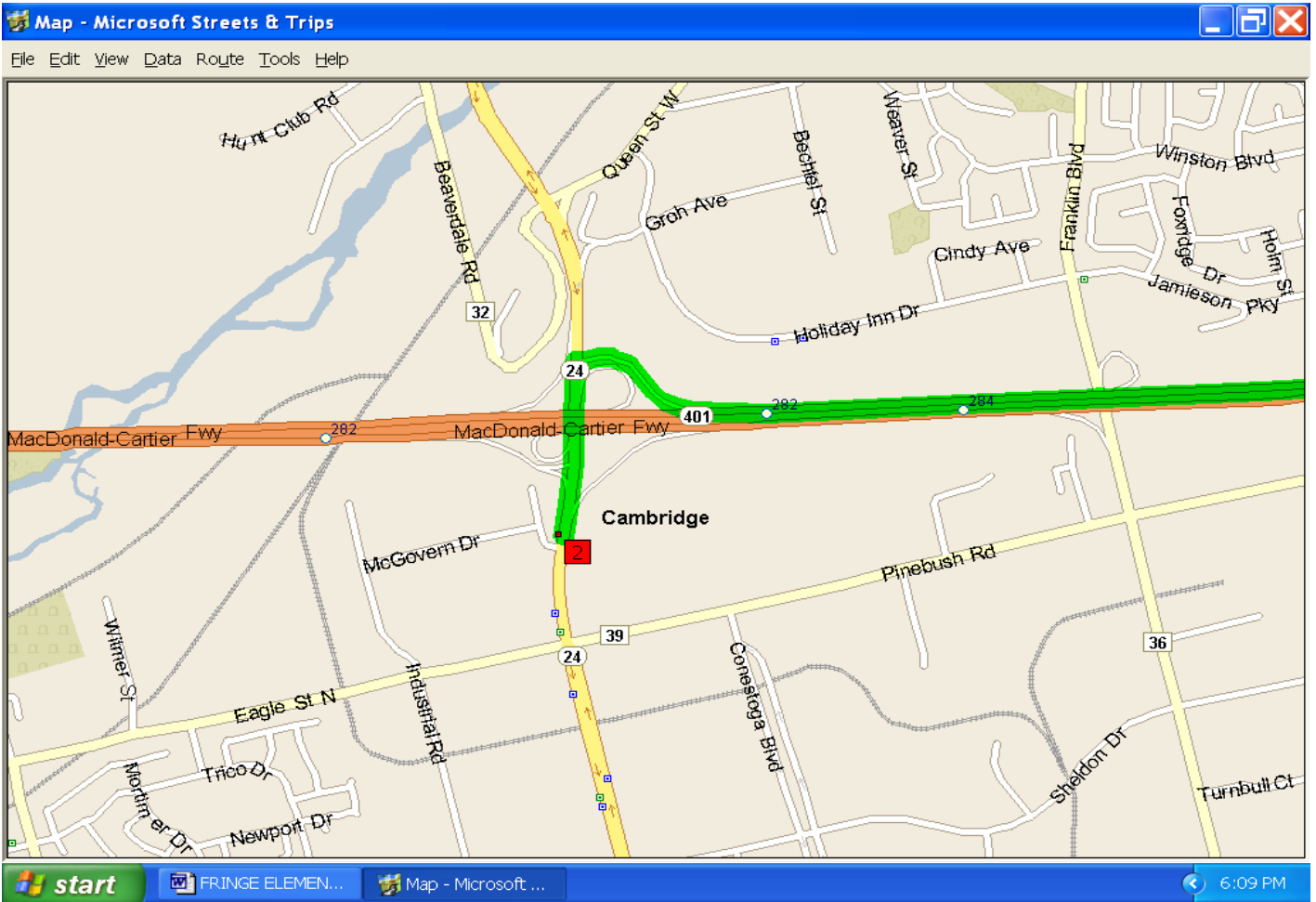
Please choose the classes you wish to attend in the order of preference, ie 1 to 6. We will do our best to give you your first choice, however class space may be limited so register early.

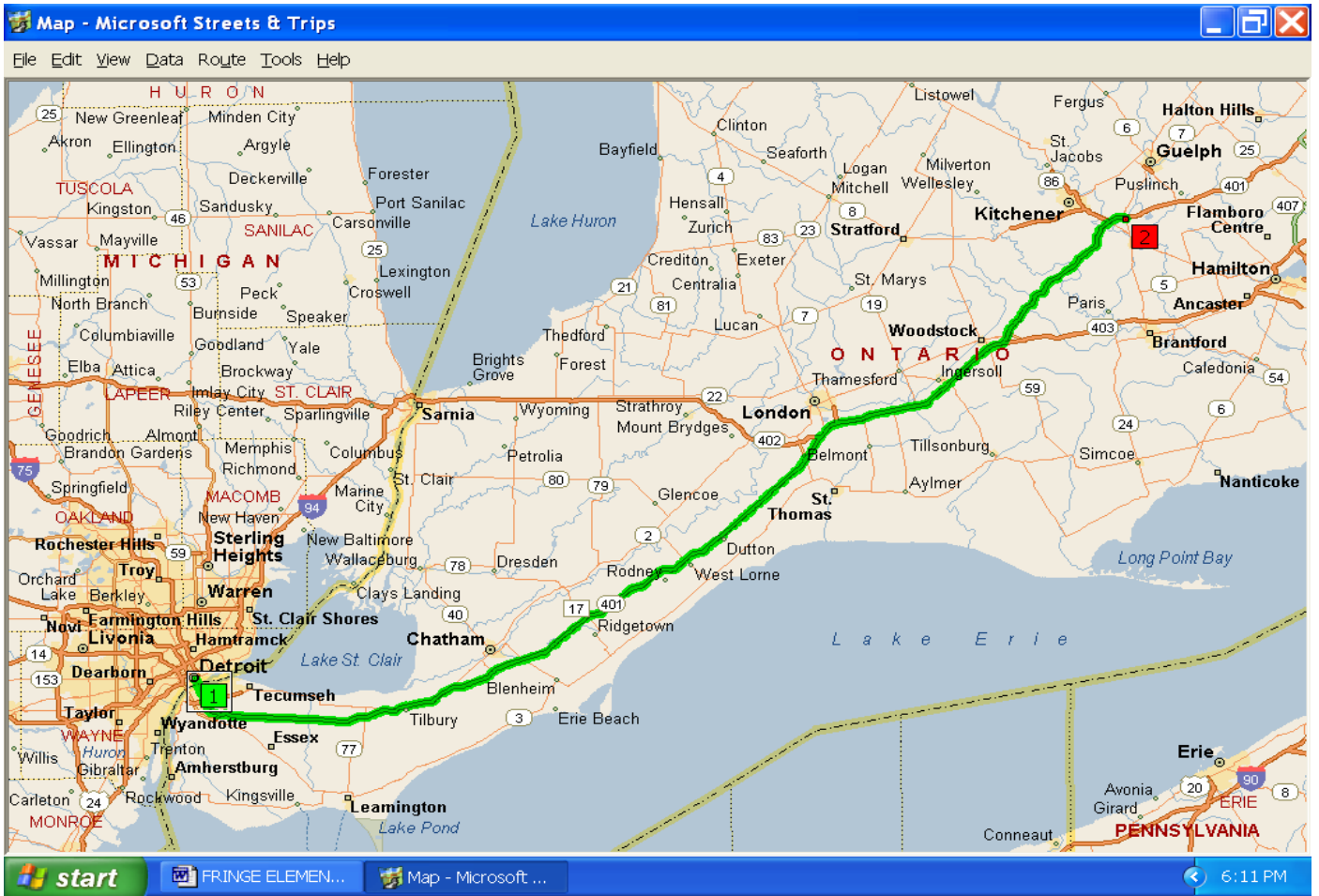
- _____ Needle Tatting with Rita Cochrane
- _____ Shuttle Tatting with Norm Reid
- _____ Beaded Tatted Jewelry with Nina Libin
- _____ Playing with Leaves with Karey Solomon
- _____ Viking Knitting with Tracy Jackson
- _____ Tatting Improvement Course with Georgia Seitz

Lunch Tickets Needed # _____

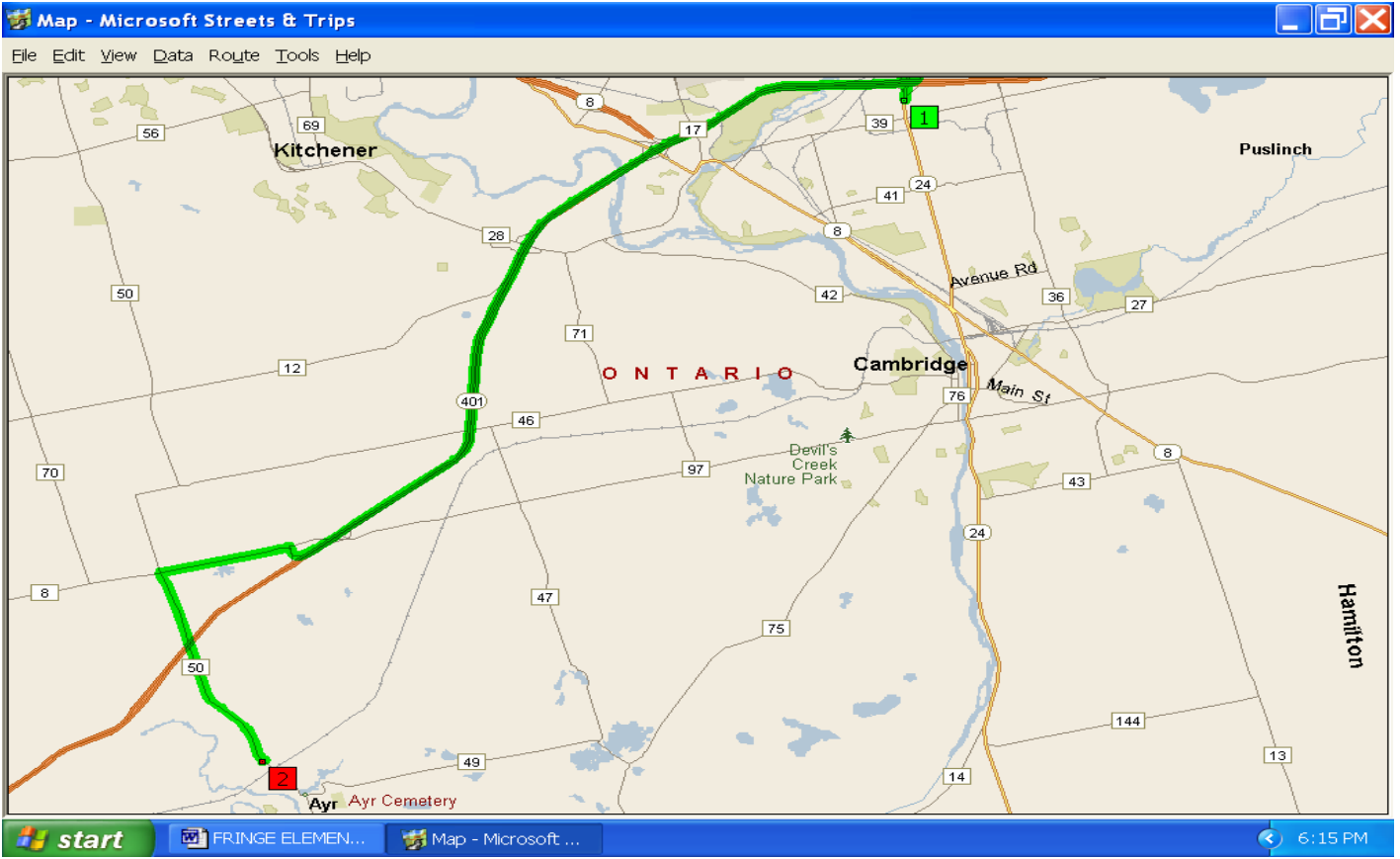


The above map shows directions from Fort Erie Canada to the Best Western Hotel. At the Fort Erie Border crossing take The QEW (405) highway to Burlington, then get on the 403 highway for a short distance to Highway 6 North to the 401. Travel West on the 401 to Cambridge exit number 282. Going off the exit make a left and go over the 401 and the Hotel is on the right side. The map below shows a closer view of the exit.





The above map shows the route from Detroit Michigan to The Best Western Hotel in Cambridge. When crossing the border at Detroit you take the 401 east to exit 282. Coming off the exit you will see the Hotel on your right.



These maps show coming from The Best Western Hotel to The Ayr Curling Club.

